

Moving Dragon

Follow the instructions to make the moving mechanism.

Step 1

Cut **one** strip of card with the measurements;

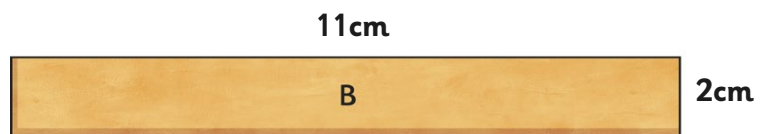
10cm x 2cm (A)



Step 2

Cut **one** strip of card with the measurements;

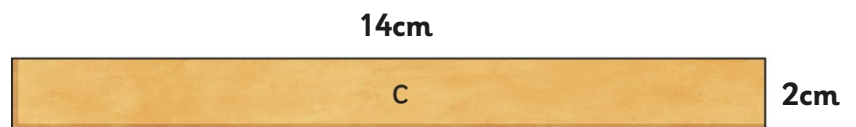
11cm x 2cm (B)



Step 3

Cut **one** strip of card with the measurements;

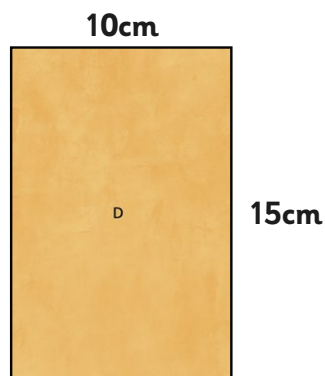
14cm x 2cm (C)



Step 4

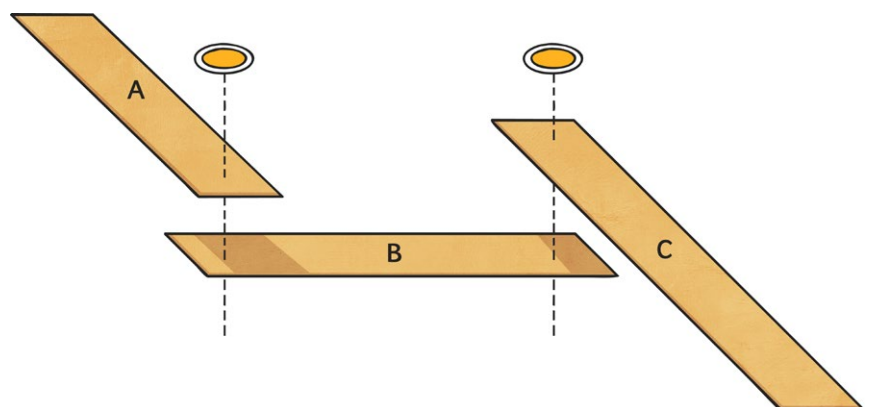
Cut a rectangle with the measurements;

15cm x 10cm (D)



Step 5

Split pin the three strips together in the positions shown. Do not fasten the split pins tightly.



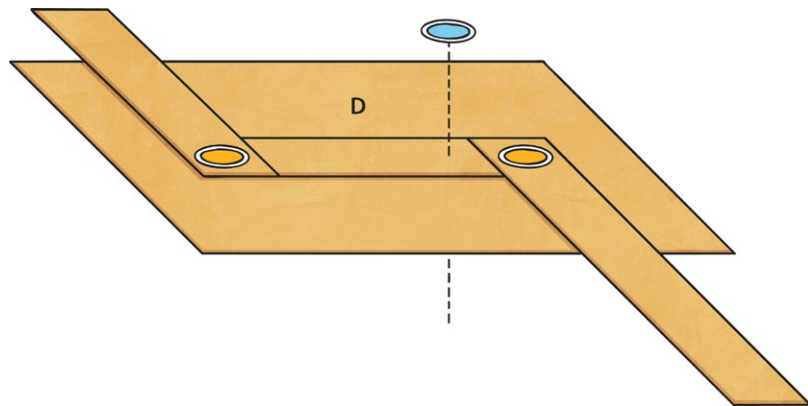
Moving Dragon



Follow the instructions to make the moving mechanism.

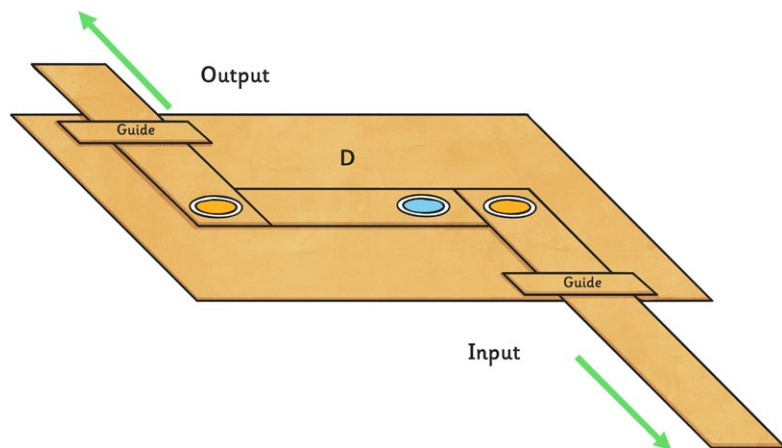
Step 6

Split pin the strips to the rectangle in the position shown. Do not press the split pin tightly.



Step 7

Cut two guide strips out of card and glue down in the position shown.



Step 8

Draw and cut out a head and tail of a dragon and stick in the position shown.

